

Measuring Guide

Rings

Please print the following page and follow the instructions stated below.



A gentle reminder to print the entire page as its original A4 size for the most accurate result.

You are also welcomed to visit our shop and our team will be happy to take your measurements for you.

1 Rings

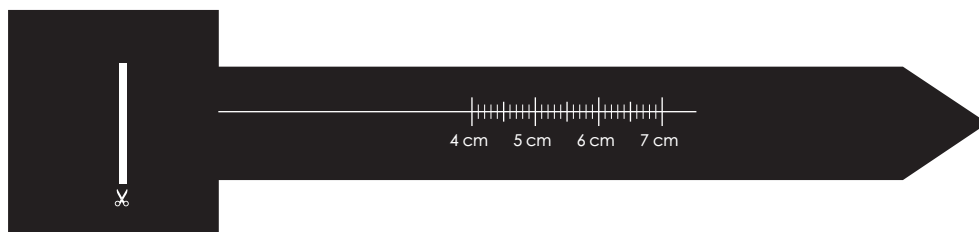
Method One: Measuring with an existing ring

1. Find a ring that matches the size of your finger.
2. Place your ring on this page and note the circle with the closest size.
3. Make sure the inside of your ring aligns with the outer edge of the circle as much as possible.
4. If your ring sits between two sizes or if you are not sure about your measurement, you are welcomed to visit our store and our team will be happy to take your measurements for you.



Method Two: DIY measuring guide

1. Use a scissor to cut out the following measuring guide.
2. Create a vertical slit as marked by the thick white guideline.
3. Wrap the measuring guide around your finger that you plan to wear your ring.
4. Pull until the measuring guide wraps your finger tightly.
5. Read the number labeled on the measuring guide.
6. Convert the finger measuring you got into the inner diameter of your bracelet with the following conversion table.



If you have any remaining concerns, please contact us via service@judychao.com.tw or call **+886-2-2708-8698** and we will be happy to assist you.

Diameter (cm)	Perimeter (cm)	Judy Chao	Hong Kong	Europe	U.S.
1.4	4.4	3	6	44	3
1.43	4.5			45	3 1/4
1.45	4.6	4	7	46	3 3/4
1.5	4.7	5		47	4
	4.8			48	4 1/2
	4.9			49	4 3/4
1.53	5		10	50	5 1/4
1.55	5.1	6	12	51	5 3/4
1.6	5.2	7		52	6
1.65	5.3	8		53	6 1/4
1.7	5.4	9	15	54	6 3/4
1.73	5.5	10	18	55	7 1/4
1.8	5.6	11	19	56	7 1/2
1.85	5.7	12	21	57	8
1.9	5.8	13	22	58	8 1/4
1.95	5.9	14	24	59	8 3/4
2	6	15	25	60	9
2.05	6.1	16		61	9 1/2
2.1	6.2	17	28	62	10
2.15	6.3	18		63	10 1/4
2.2	6.4	19		64	10 3/4
2.25	6.5	20		65	11
2.3	6.6	21		66	11 1/2

Reminder

1. Do not take your measurement in extremely hot or cold environment.
2. Even the same finger on different hands require separate measurements.
3. Please ensure your ring can be comfortably put on to your hand
4. Most rings allow resizing, however, some do not. Please contact us if you have any concerns regarding resizing or measuring.
5. The actual sizes of rings may vary slightly due to differences in design.